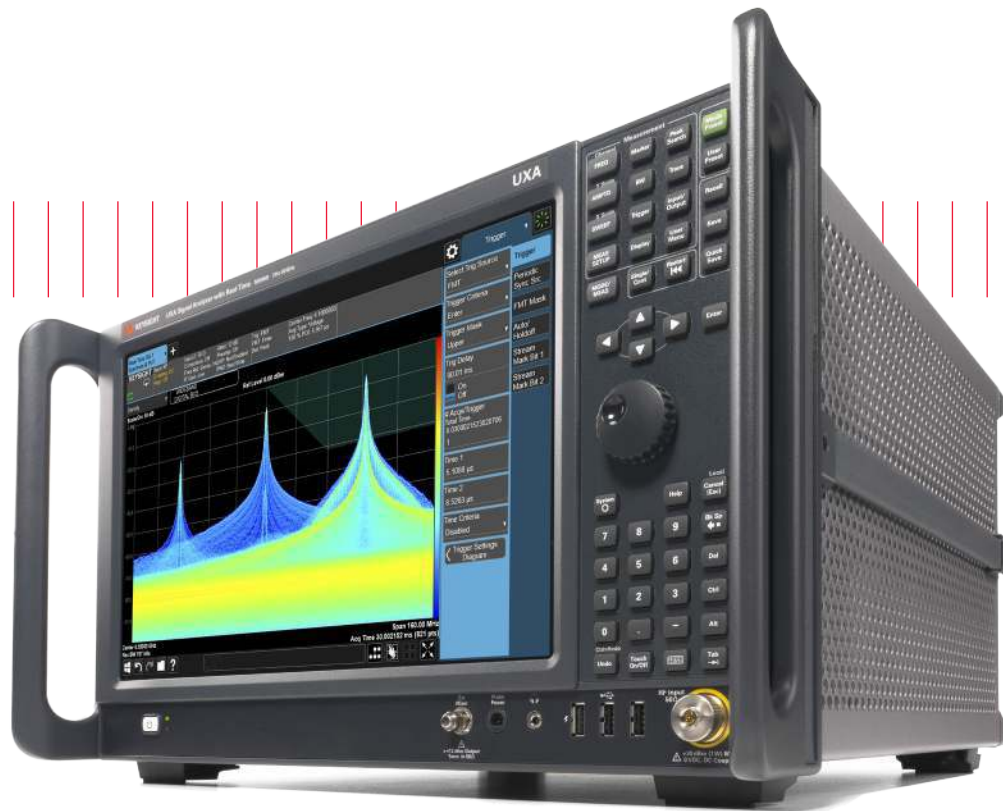


Technologies X-Series Signal Analyzers



По вопросам продаж и поддержки обращайтесь:

Архангельск (8182)63-90-72
Астана +7(7172)727-132
Астрахань (8512)99-46-04
Барнаул (3852)73-04-60
Белгород (4722)40-23-64
Брянск (4832)59-03-52
Владивосток (423)249-28-31
Волгоград (844)278-03-48
Вологда (8172)26-41-59
Воронеж (473)204-51-73
Екатеринбург (343)384-55-89

Иваново (4932)77-34-06
Ижевск (3412)26-03-58
Казань (843)206-01-48
Калининград (4012)72-03-81
Калуга (4842)92-23-67
Кемерово (3842)65-04-62
Киров (8332)68-02-04
Краснодар (861)203-40-90
Красноярск (391)204-63-61
Курск (4712)77-13-04
Липецк (4742)52-20-81

Магнитогорск (3519)55-03-13
Москва (495)268-04-70
Мурманск (8152)59-64-93
Набережные Челны (8552)20-53-41
Нижний Новгород (831)429-08-12
Новокузнецк (3843)20-46-81
Новосибирск (383)227-86-73
Омск (3812)21-46-40
Орел (4862)44-53-42
Оренбург (3532)37-68-04
Пенза (8412)22-31-16

Пермь (342)205-81-47
Ростов-на-Дону (863)308-18-15
Рязань (4912)46-61-64
Самара (846)206-03-16
Санкт-Петербург (812)309-46-40
Саратов (845)249-38-78
Севастополь (8692)22-31-93
Симферополь (3652)67-13-56
Смоленск (4812)29-41-54
Сочи (862)225-72-31
Ставрополь (8652)20-65-13

Сургут (3462)77-98-35
Тверь (4822)63-31-35
Томск (3822)98-41-53
Тула (4872)74-02-29
Тюмень (3452)66-21-18
Ульяновск (8422)24-23-59
Уфа (347)229-48-12
Хабаровск (4212)92-98-04
Челябинск (351)202-03-61
Череповец (8202)49-02-64
Ярославль (4852)69-52-93

Make an Inspired Connection

Engineering is all about connecting ideas and solving problems. This experience drives the X-Series signal analyzers: they are the benchmark for accessible performance that puts you closer to the answer by easily linking cause and effect.

Across the full spectrum—from CXA to UXA—you'll find the tools you need to design, test and deliver your next breakthrough. Reach for the X-Series and make an inspired connection.

Deliver better results with a common multi-touch interface

With the X-Series, you can perform most operations in two steps or less using the streamlined, multi-touch user interface. To ensure measurement integrity and repeatable results, we use the same proven algorithms in every X-Series signal analyzer.

To protect your engineering investment, we've implemented 100-percent code compatibility across the family, enabling you to leverage test-system software from R&D to design verification to manufacturing.

See and understand device performance with measurement applications and software

Easily meet specific needs by mixing and matching our analyzers, measurement applications and software. The X-Series applications are proven, ready-to-use measurements that capture measurement expertise and deliver repeatable results.

Our industry-leading 89600 VSA software supports more than 75 signal standards and modulation types, helping accelerate your designs and ensuring that you can measure *your* signal.

Evolve with easily upgradeable instruments





It starts with an optimal combination of price and performance for whichever technology you're pursuing. Later, it's an easy upgrade to new applications and technologies using downloadable X-Series applications and instrument options with no downtime via license-key upgrades. Extend longevity to keep your test assets current.

To refresh existing instruments with the latest operational enhancements, simply update previous-generation X-Series analyzers with the new multi-touch display and interface.

Design, test and deliver your next breakthrough with the X-Series

The five models span a range of price and performance that enables you to configure and optimize the best tool for your needs.

	N9040B UXA	N9030B PXA	N9020B MXA	N9010B EXA	N9000B CXA
✓ <i>Standard Feature</i> ✓ <i>Optional Capability</i>					
Maximum Frequency	50 GHz	50 GHz	26.5 GHz	44 GHz	26.5 GHz
Maximum Internal Analysis Bandwidth	1 GHz	510 MHz	160 MHz	40 MHz	25 MHz
PowerSuite Fast Power Measurements	✓	✓	✓	✓	✓
2 dB Step Attenuator	✓	✓	✓	✓	✓
Precision Frequency Reference	✓	✓	✓	✓	✓
Noise Floor Extension	✓	✓	✓	✓	
Fast Sweep	✓	✓	✓	✓	
External Mixing	✓	✓	✓	✓	
Microwave Preselector Bypass	✓	✓	✓	✓	
Real-time Spectrum Analysis	✓	✓	✓		
Low Noise Path	✓	✓			
BBIQ		✓	✓		
TG or 75 Ohm Second Input					✓

Create solutions that get you there faster

Whether you're assessing transmitters, troubleshooting receivers or analyzing over-the-air signals, the flexibility of X-Series hardware and software lets you create the optimum solution. Our signal analyzers are the foundation, built on measurement science and measurement integrity. Tight integration with X-Series applications and software puts advanced analysis and fresh insights at your fingertips.



See and understand more with applications

The X-Series applications are proven, ready-to-use measurements for signal analysis. Capturing measurement expertise and delivering repeatable results, the applications let you see and understand the performance of your devices and designs:

- Utilize applications that range from parametric to standards-compliant wireless measurements
 - Phase noise, noise figure, pulse analysis, analog demodulation
 - LTE/LTE-Advanced, W-CDMA, and more
 - Get essential measurements and troubleshooting views that simplify complex operations
- Believe cross-platform results from applications that use the same algorithms in every X-Series model
- Share your library of applications across multiple X-Series analyzers with transportable licenses



X-Series measurement applications allow you to see and understand the performance of your devices and designs. Convenient drop down windows enable you to quickly configure an LTE-A FDD ETC transmitter measurement, including 256QAM demodulation.

Explore virtually every facet of today's most complex signals

The 89600 VSA software is a comprehensive set of tools for demodulation and vector signal analysis. These tools enable you to explore virtually every facet of a signal and optimize your most advanced designs. With support for more than 75 signal standards and modulation types, the 89600 VSA lets you measure your signal:

- Quantify spectral performance with high-resolution, FFT-based measurements
- Analyze time-domain signals using timing features, CCDF, and more
- Characterize today's most advanced modulation schemes with rich marker functions and views such as constellation, EVM and decoded bits
- Quickly confirm signal problems with the ability to display multiple simultaneous views
- Capture and review short-lived signal events with multi-domain digital-persistence and cumulative-history traces

To help you pinpoint the root cause of signal problems, the 89600 VSA also provides capture/playback capabilities that enable detailed post-processing analysis with advanced triggering and post-capture tune-and-zoom.



Perform pulse measurements and obtain complete results including power, time, frequency, phase and modulation with the X-Series application.

Use 89600 VSA software to gain deeper insights of DOCSIS 3.1 downstream signals through MER/BER summaries, PLC decoding information, and peak MER traces on the constellation, subcarrier and symbol domains.

UXA X-Series signal analyzer

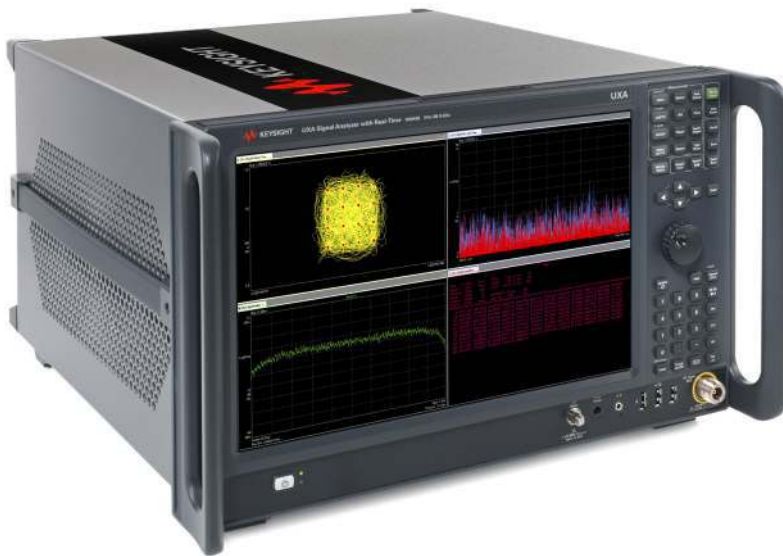
Maximize the performance of your most sophisticated designs

The UXA is the flagship of our X-Series signal analyzers, delivering wide-open performance and deeper views of elusive and wideband signals. With its 14.1-inch screen, the UXA enables you to see more and take your design farther.

The ultimate performance of the UXA lets you characterize today's most challenging signals—fast-hopping, wideband, transient—in radar, EW, communications, connectivity, and beyond. You'll be able to fully understand the purity of your design with industry-leading phase noise and wide spurious-free dynamic range.



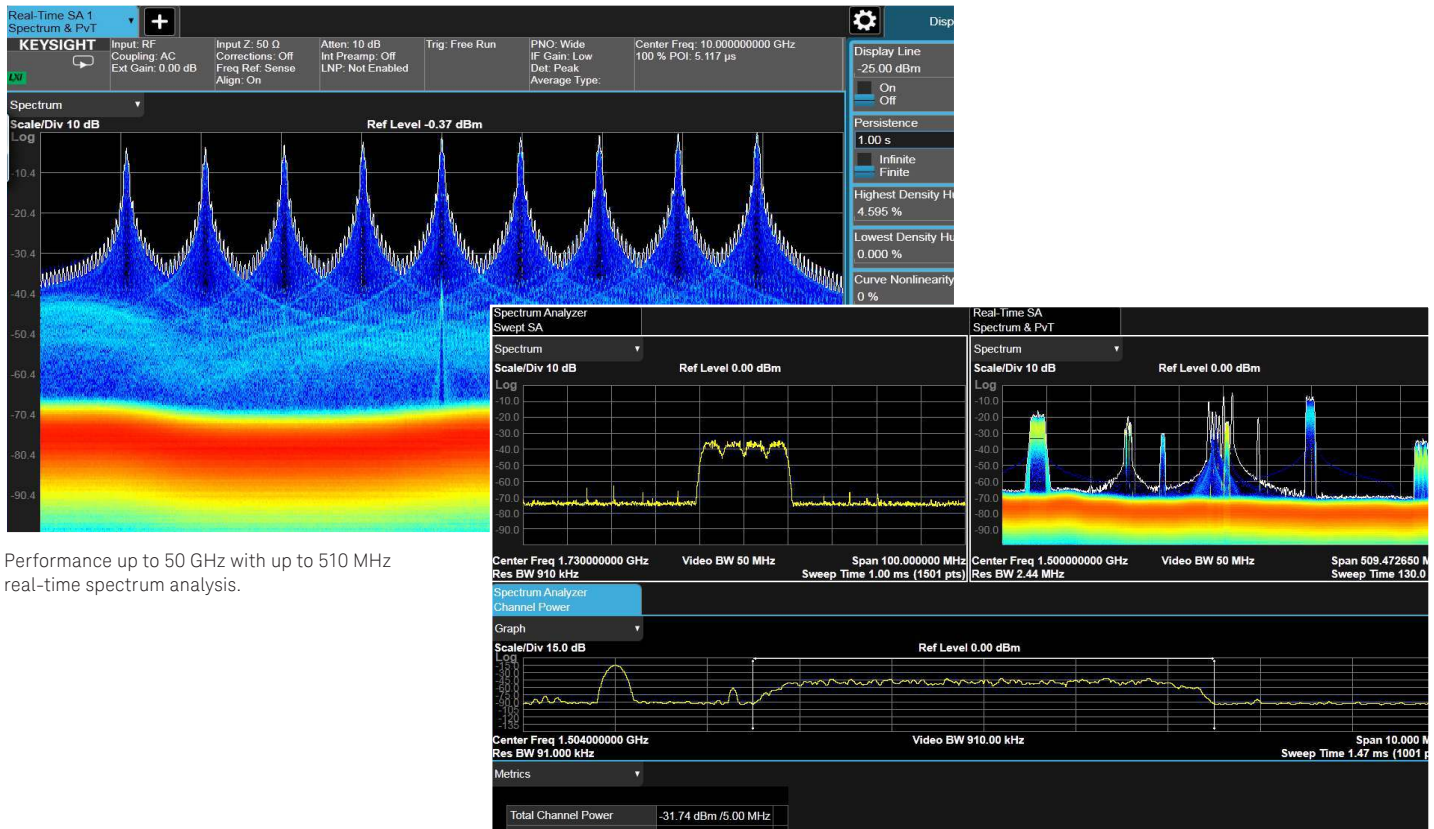
Wide-open performance to take your designs farther



- Push the envelope in current- and next generation radar and EW systems
- Analyze bandwidth-hungry emerging standards such as 5G with up to 1 GHz analysis bandwidth
- Diagnose subtle design issues in LOs and frequency synthesizers
- Detect signals as short as 3.517 μ s using real-time spectrum analysis (RTSA)
- Record and analyze real-world environments with gap-free streaming up to 255 MHz

Summary of UXA Specifications

Frequency Range	Minimum: 3 Hz	Maximum: 8.4, 13.6, 26.5, 44, or 50 GHz (Up to 1.1 THz with external mixing)
Analysis Bandwidth	25 MHz (standard), 40, 255, 510 MHz, and 1 GHz	
Displayed Average Noise Level (DANL)	-171 dBm at 2 GHz with preamplifier and Noise Floor Extension turned on	
Third-order Intermodulation (TOI) Distortion	+23 dBm at 2 GHz	
Phase Noise (10 kHz offset)	-136 dBc/Hz at 1 GHz; -126 dBc/Hz at 10 GHz	
Amplitude Accuracy	±0.16 dB	
Spurious-free Dynamic Range (SFDR)	-78 dBc nominal over 510 MHz bandwidth	
Real-time Bandwidth	Up to 510 MHz	
Probability of Intercept (POI)	Minimal signal duration of 3.517 μs for 100% POI and full amplitude accuracy	



Performance up to 50 GHz with up to 510 MHz real-time spectrum analysis.

Gain maximum insight with the ability to view multiple screens simultaneously on the UXA's 14.1 inch multi-touch display.

PXA X-Series signal analyzer

Accelerate innovation insight with benchmark performance in signal analysis

The PXA is the benchmark for performance that accelerates innovation in demanding applications. With measurement options that range from excellent to exceptional, the PXA puts you in the lead.

Analyze the latest signals with up to 510 MHz analysis bandwidth and better than 70 dB SFDR, and reveal previously hidden signals with Noise Floor Extension (NFE). To see your device's true behavior, get industry-leading phase noise performance by adding the - proprietary DDS-based LO.



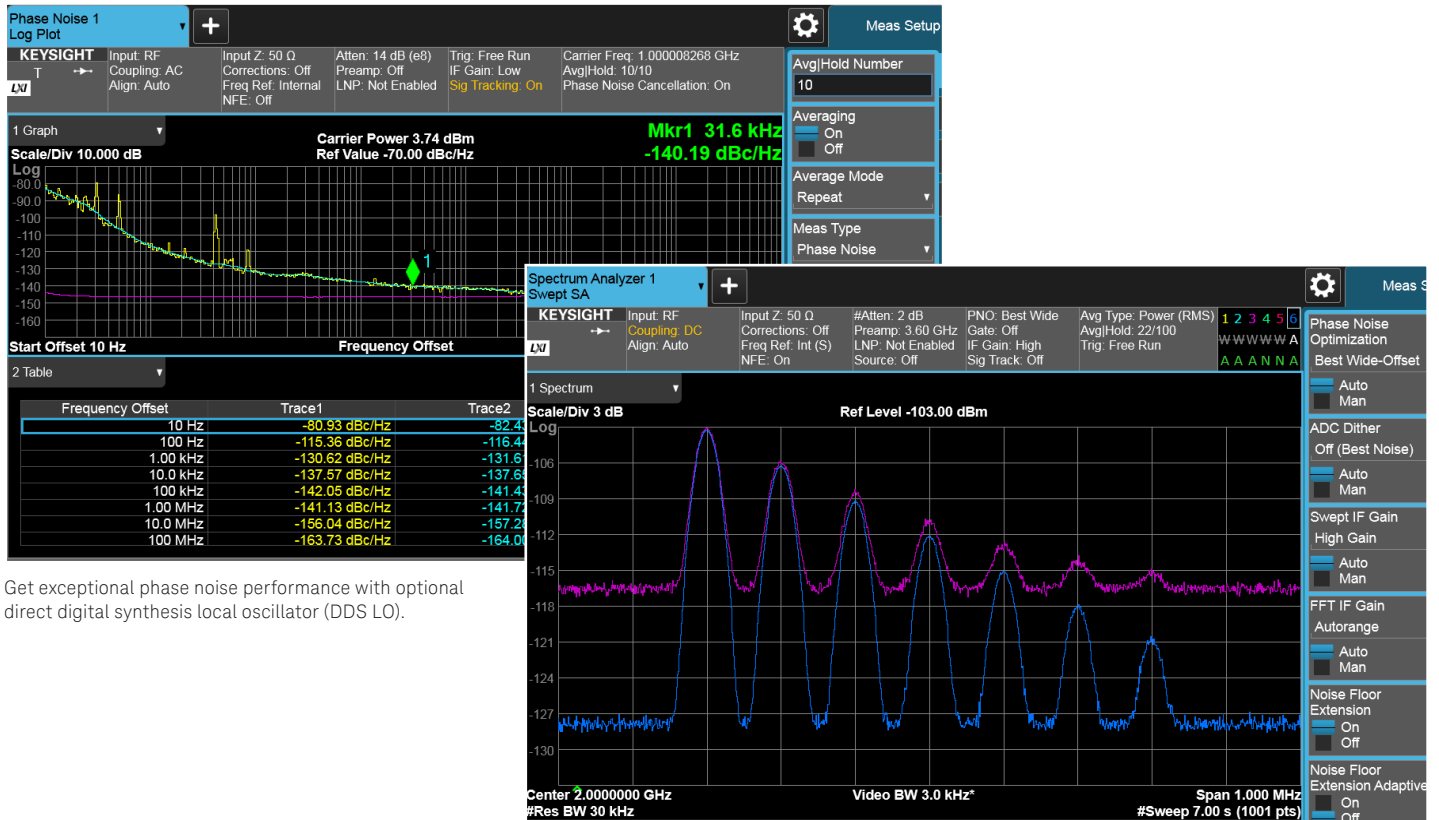
Accelerate innovation in your most demanding applications



- Scale performance by tailoring instrument options to meet your needs and maximize value
- Record, analyze and simulate real-world scenarios with gap-free streaming up to 255 MHz
- Meet stringent data security requirements with a removable solid-state drive and other optional features
- Validate challenging wideband OFDM signals with 510 MHz analysis bandwidth and DDS LO for exceptional phase noise
- Simplify migration with a highly code-compatible, form/function replacement for legacy spectrum analyzers

Summary of Key PXA Specifications

Frequency Range	Minimum: 3 Hz	Maximum: 3.6, 8.4, 13.6, 26.5, 44, and 50 GHz (Up to 1.1 THz with external mixing)
Analysis Bandwidth	25 (standard), 40, 85, 160, 255, and 510 MHz	
Displayed Average Noise Level (DANL)	-171 dBm at 2 GHz with preamplifier and Noise Floor Extension on	
Third-order Intermodulation (TOI) Distortion	+23 dBm at 2 GHz	
Phase Noise (10 kHz offset)	-132 dBc/Hz at 1 GHz; -124 dBc/Hz at 10 GHz	
Amplitude Accuracy	±0.19 dB	
Spurious-free Dynamic Range (SFDR)	-75 dBc nominal over 160 MHz bandwidth	
Real-time Bandwidth	Up to 510 MHz	
Probability of Intercept (POI)	Minimal signal duration of 3.517 μs for 100% POI and full amplitude accuracy	



Get exceptional phase noise performance with optional direct digital synthesis local oscillator (DDS LO).

Accurately measure low-level signals to reduce measurement noise by up to 10 dB with Noise Floor Extension (NFE).

MXA X-Series signal analyzer

Drive forward in wireless with wider bandwidth and real-time analysis

The MXA is the optimum choice as you take new-generation wireless devices to market. It has the flexibility to quickly adapt to evolving test requirements, today and tomorrow.

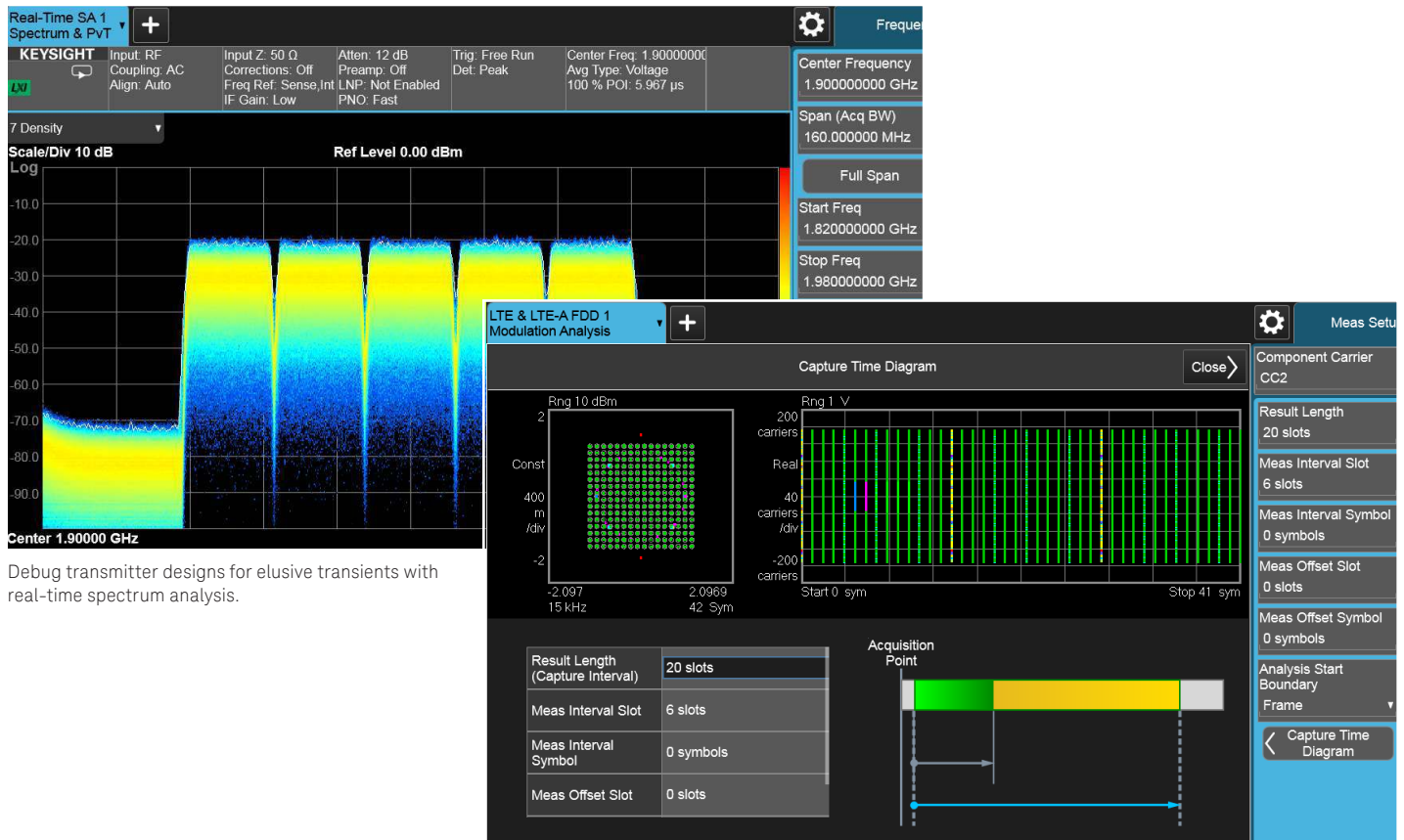
In R&D, characterize signals from virtually any wireless device quickly and confidently with up-to-date parametric or RF functional tests. To shorten design verification test times, the intuitive multi-touch interface minimizes measurement complexity, even when working with cutting-edge devices. In 4G manufacturing, the MXA helps you increase throughput and yield while minimizing costs with the fastest, most accurate signal and spectrum measurements in a midrange benchtop analyzer.



- Measure with greater confidence using best-in-class phase noise performance
- Use one instrument to analyze signals in baseband and RF subassemblies
- Get more complete signal characterization by capturing longer I/Q samples
- Test multi-channel base-station power amplifiers
- Accurately analyze complex signals such as 802.11ac with EVM as low as 0.3 percent (-50 dB)

Summary of Key MXA Specifications

Frequency Range	Minimum: 10 Hz	Maximum: 3.6, 8.4, 13.6 or 26.5 GHz (Up to 1.1 THz with external mixing)
Analysis Bandwidth	25 (standard), 40, 85, 125, and 160 MHz	
Displayed Average Noise Level (DANL)	-171 dBm at 2 GHz with preamplifier and Noise Floor Extension on	
Third-order Intermodulation (TOI) Distortion	+19 dBm at 2 GHz	
Phase Noise (10 kHz offset)	-114 dBc/Hz at 1 GHz; -108 dBc/Hz at 10 GHz	
Amplitude Accuracy	±0.23 dB	
W-CDMA ACP Dynamic Range	73 dBc (78 dBc with noise correction on)	
Spurious-free Dynamic Range (SFDR)	-72 dBc (nominal) over 160 MHz bandwidth	
Real-time Bandwidth	Up to 160 MHz	
Probability of Intercept (POI)	Minimal signal duration of 3.517 μs for 100% POI and full amplitude accuracy	



Perform advanced demodulation analysis of the latest standards and formats.

EXA X-Series signal analyzer

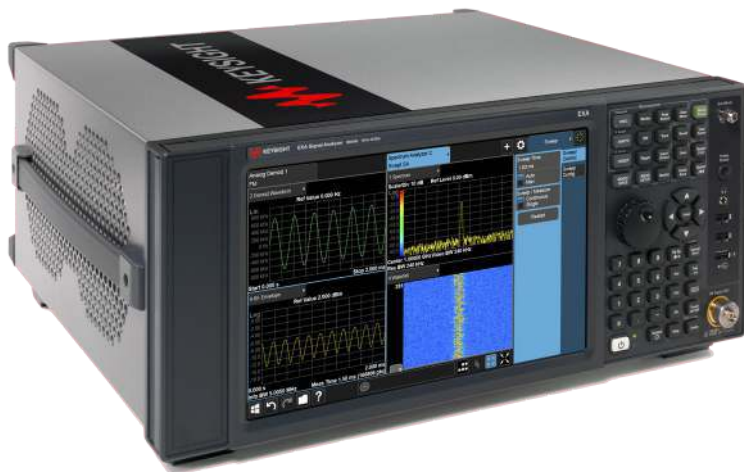
Enhance signal analysis with premium capabilities at a cost-effective price

The EXA is your first, best choice when you need maximum value in signal analysis up to millimeter-wave frequencies. It helps you find the answer faster, whether you're seeking tighter design margins or shorter test times.

With the EXA, you can save test time in your spurious response measurements with the fast sweep capability. To optimize mixer levels and maximize achievable dynamic range, the EXA is available with either a 2 dB/step mechanical attenuator (all frequency bands) or a 1 dB/step electronic attenuator (up to 3.6 GHz).



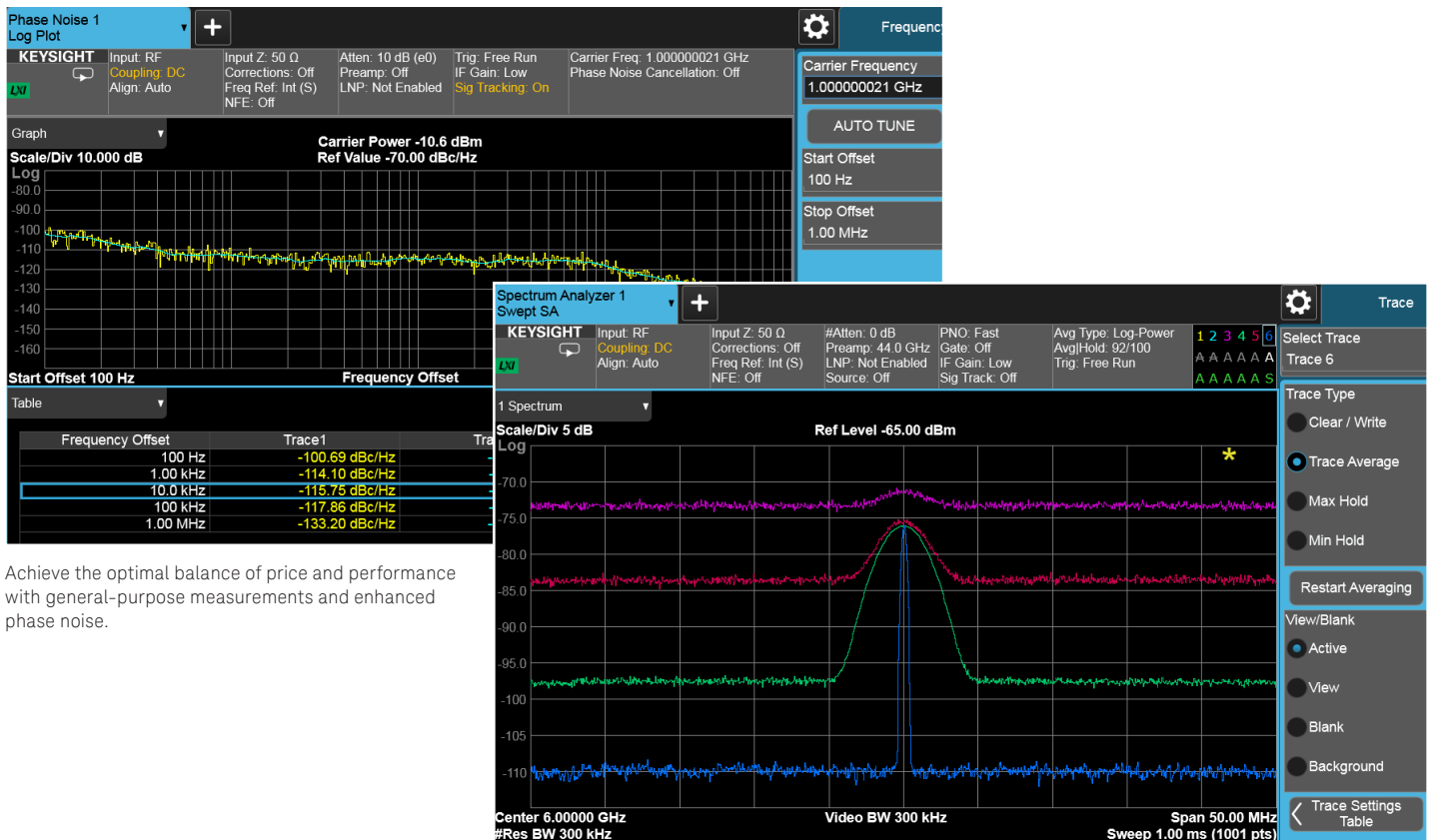
Cost-effective signal analysis up to millimeter-wave frequencies



- Maximize speed, efficiency, throughput and value in signal analysis
- Enhance test margins and reduce error budgets with excellent performance
- Address multiple test needs with a variety of general-purpose measurement applications and frequency coverage
- Meet present and future test needs with upgradeable capabilities
- Increase system uptime with standard two-year calibration cycle

Summary of Key EXA Specifications

Frequency Range	Minimum: 10 Hz	Maximum: 3.6, 7, 13.6, 26.5, 32 or 44 GHz (Up to 1.1 THz with external mixing)
Analysis Bandwidth	25 (standard) and 40 MHz	
Displayed Average Noise Level (DANL)	-171 dBm at 2 GHz with preamplifier and Noise Floor Extension on	
Third-order Intermodulation (TOI) Distortion	+19 dBm at 2 GHz	
Phase Noise (10 kHz offset)	-109 dBc/Hz at 1 GHz; -102 dBc/Hz at 10 GHz	
Amplitude Accuracy	±0.27 dB	
W-CDMA ACP Dynamic Range	68 dBc (73 dBc with noise correction on)	



Achieve the optimal balance of price and performance with general-purpose measurements and enhanced phase noise.

Accurately characterize signals close to the noise floor without compromising sweep speed.

CXA X-Series signal analyzer

Master the essentials of signal characterization

The CXA is today's leading low-cost tool for essential signal characterization. Its capabilities provide a solid foundation for cost-effective testing in general-purpose and educational applications.

As with all X-Series signal analyzers, PowerSuite provides one-button measurements of channel power, adjacent channel power (ACP), occupied bandwidth (OBW), and more. The built-in tracking generator enables cost-effective stimulus/response measurements using a single instrument. For added flexibility, you can quickly and easily reconfigure the CXA with measurement applications that fit changing testing requirements through license-key upgrades.



Enhance the educational experience
in classrooms and labs



- Adds dependable signal analysis to manual and automated manufacturing test systems
- Leverage test-system software written for any X-Series signal analyzer
- Perform essential measurements such as spur searches and distortion analysis
- Accelerate product development and design enhancement while staying within budget
- Enhance theory with practical skills in classrooms and teaching labs

Summary of Key CXA Specifications

Frequency Range	Minimum: 9 kHz	Maximum: 3.0, 7.5, 13.6 and 26.5 GHz
Analysis Bandwidth	10 (standard) and 25 MHz	
Displayed Average Noise Level (DANL)	-163 dBm at 2 GHz with preamplifier on	
Third-order Intermodulation (TOI) Distortion	+17 dBm at 2 GHz	
Phase Noise (10 kHz offset)	-110 dBc/Hz at 1 GHz	
Amplitude Accuracy	±0.5 dB	
W-CDMA ACP Dynamic Range	66 dBc (73 dBc with noise correction on)	



Perform essential signal characterization on signals with built-in markers and trace functions.

По вопросам продаж и поддержки обращайтесь:

Архангельск (8182)63-90-72	Иваново (4932)77-34-06	Магнитогорск (3519)55-03-13	Пермь (342)205-81-47	Сургут (3462)77-98-35
Астана +7(7172)727-132	Ижевск (3412)26-03-58	Москва (495)268-04-70	Ростов-на-Дону (863)308-18-15	Тверь (4822)63-31-35
Астрахань (8512)99-46-04	Казань (843)206-01-48	Мурманск (8152)59-64-93	Рязань (4912)46-61-64	Томск (3822)98-41-53
Барнаул (3852)73-04-60	Калининград (4012)72-03-81	Набережные Челны (8552)20-53-41	Самара (846)206-03-16	Тула (4872)74-02-29
Белгород (4722)40-23-64	Калуга (4842)92-23-67	Нижний Новгород (831)429-08-12	Санкт-Петербург (812)309-46-40	Тюмень (3452)66-21-18
Брянск (4832)59-03-52	Кемерово (3842)65-04-62	Новокузнецк (3843)20-46-81	Саратов (845)249-38-78	Ульяновск (8422)24-23-59
Владивосток (423)249-28-31	Киров (8332)68-02-04	Новосибирск (383)227-86-73	Севастополь (8692)22-31-93	Уфа (347)229-48-12
Волгоград (844)278-03-48	Краснодар (861)203-40-90	Омск (3812)21-46-40	Симферополь (3652)67-13-56	Хабаровск (4212)92-98-04
Вологда (8172)26-41-59	Красноярск (391)204-63-61	Орел (4862)44-53-42	Смоленск (4812)29-41-54	Челябинск (351)202-03-61
Воронеж (473)204-51-73	Курск (4712)77-13-04	Оренбург (3532)37-68-04	Сочи (862)225-72-31	Череповец (8202)49-02-64
Екатеринбург (343)384-55-89	Липецк (4742)52-20-81	Пенза (8412)22-31-16	Ставрополь (8652)20-65-13	Ярославль (4852)69-52-93

сайт: www.ksight.nt-rt.ru || эл. почта: kth@nt-rt.ru